







Product Sheet

Part Number: CSEF 16 N



Family	inserts
Version	spring terminal connections
Series	CSE
Product type	with female contacts
Model	female insert
Reference standard	EN 61984 (2001-11)
Contact type	silver plated
No. of poles	32 poles +  (16 poles +  , No. 17 - 32)
Voltage (V)	500V
Current (A)	16A (A.C./D.C.)
Wire section	0,14mm ² - 2,5mm ²
Awg size	26 - 14
Quality mark	 600V   GOST 
IP degree of protection	IP20 degree of protection without enclosure, IP65/IP66 with enclosure (EN 60529)

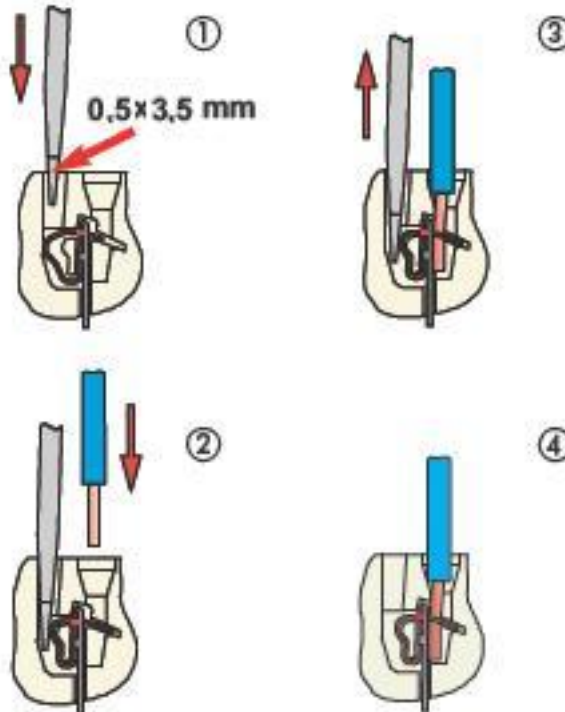
The information and the dimensions contained are not binding and may be changed without prior notice.
The drawing's dimensions are in mm.

Fixing centre distance	size "77.62" Double-size enclosures 77.62 accept two complementary inserts, order the standard insert and corresponding N insert for making the total polarity
Impulse withstand voltage	6kV
Pollution degree	3

The information and the dimensions contained are not binding and may be changed without prior notice.
The drawing's dimensions are in mm.

Notes

- inserts for section conductors:
0.14 - 2.5 mm² - AWG 26 - 14
- conductors stripping length: 9...11 mm



CSEF/M 16 N inserts:

- characteristics according to EN 61984:
(16A 500V 6kV 3)
(16A 400/690V 6kV 2)
- rated voltage according to UL/CSA: 600V
- insulation resistance: > 10 GOhm
- ambient temperature limit: -40 °C ... +125 °C
- are made of self-extinguishing thermoplastic resin UL 94 V0
- mechanical life: > 500 cycles
- contact resistance: < 3 mOhm
- enclosures: size "77.62":
C-TYPE IP65/IP66
W-TYPE aggressive environments

The information and the dimensions contained are not binding and may be changed without prior notice.
The drawing's dimensions are in mm.